

Steganography based image compression

Rajandeep Kaur¹, Pooja²

¹Department of Computer Science, CTIEMT, IKG PTU, Jalandhar, Punjab, India

²Department of Computer Science, CTIEMT, Jalandhar, Punjab, India

Abstract— *The intention of image compression is to discard worthless data from image so as to shrink the quantity of data bits favored for image depiction, to lessen the storage space, broadcast bandwidth and time. Likewise, data hiding convenes scenarios by implanting the unfamiliar data into a picture in invisibility manner. The review offers, a method of image compression approaches by using DWT transform employing steganography scheme together in combination of SPIHT to compress an image.*

Keywords— *DCT (Discrete Cosine Transform), DWT (Discrete Wavelet Transform), CR (Compression Ratio), PSNR (Peak Signal-to-Noise Ratio).*

I. INTRODUCTION

The main inspiration at the back image of compression is to reduce the surplus and irrelevance data from the picture, to achieve the aim of placing it away and exchanged skillfully. As a result, condensed picture is symbolized by smaller bits count in comparison to actual. Therefore, the compulsory storage space decreased; as a consequence huge quantity of pictures can be stocked up into the same storage space and stimulated in faster way to standby the broadcast bandwidth, and time. In picture compactness/compression technique, for nearly all part supernatural and spatial extra data should be reduced as a large amount as could realistically be predicted. Picture compactness is utilized in many applications to efficiently enhance effectiveness and performance.

Due to this reason many compactness/compression techniques i.e. scalar or vector quantization, differential encoding, predictive, and Transform picture coding have been shown. At small bit rate Transform coding is efficient among these methods. [1]. Transform coding relies on the regulation that pixel in a picture show an exact height of association with their neighboring pixels. Consequently, these associations can be oppressed for the judgment of a pixel height from its appropriate adjacent pixel. An alteration in this way shows to drawing of correlated (spatial) data into uncorrelated (transformed) coefficients. Therefore, alteration have to employ the means that the information of every pixel is generally extremely minute i.e., to a great degree illustration fraction of a pixel be able to be considered by

making utilize of its adjacent pixels. Depending upon the compactness technique used, the picture can be regenerated with and with no visual failure. In lossless compactness method, the regenerated picture after compactness is numerically impossible to tell apart from the actual. While, in lossy compactness/compression method, the regenerated picture comprised of poverty in deference to the actual, as these methods source picture excellence deprivation in every compactness/compression or decompression step. Consequently, every lossy methods used for picture compactness/compression having great compactness/compression rate in comparison to lossless techniques i.e. fine class of compressed/compacted picture with a fewer quantity of compactness, whereas lossy-compactness/compression methods [2] direct to data failure with elevated compactness/compression ratio. Lossy compactness/compression methods comprise of predictive and transform coding. Transform coding method chiefly concerns a Fourier transform; i.e. Discrete Cosine Transform and DWT Transforms [3]. In the presented study, a picture compression approach using a hybrid method of DWT and SPHIT in combination with steganography is employed.

The rest paper is planned as track: Section 2 put in plain words Compression Fundamental Techniques; Section 3 elaborates data hiding concepts; Section 4 incorporated proposed methodology and last Section 5 provides the conclusions.

II. COMPRESSION FUNDAMENTAL TECHNIQUES

The essential backdrop is offered here in this segment. Segment 2.1 and 2.2 momentarily elaborates the lossy JPEG compactness/compression technique based on DWT and DCT.

2.1 Joint Photographic Expert Group (JPEG)

JPEG stands for joint photographic expert group and it is a lossy compression based format and also known as ISO/ITO-T and created in 1980. The basic JPEG forms generally of the subsequent steps. The all three RGB layers of the novel color picture are transformed to $Y C_B C_R$. Then each layers of $Y C_B C_R$ is divided into chunk of dimension 8 X 8. The

subsequent operations are applied on every chunk: DCT (discrete cosine transform), quantization, crisscross scan, RLE (run length encoding) and Huffman coding. The Discrete Cosine Transform draws the chunk of 8 X 8 pixels into a group of altered coefficients. Compression is achieved through quantization, by dropping the quantity of bits used to represent every coefficient. The coefficients are then encoded in a crisscross manner from small frequency coefficient to elevated frequency coefficients. The AC coefficients are encoded by Huffman coding and RLE. The DC coefficient generally has a importance to great extent than AC coefficients, and there is a extremely close association between the DC coefficients of neighboring chunks. Consequently, JPEG technique encodes the distinction between the DC coefficients of adjacent chunks using DPCM (Differential pulse code modulation) encoding. jpeg compression helps to reduce the image size without degrading the image quality of image. Whereas JPEG pictures can have bright, high-resolution picture information, it is a lossy arrangement, which indicates few superiority is lost when the picture is compacted/compressed. If the picture is compacted/compressed to a great extent, the graphics turn into obviously "blocky" and a little of the feature is misplaced. Like GIFs format, JPEG formats are fractious platform, implicating the matching file will seem the same on both PC and Mac. The entire cause after this JPEG arrangement is to create lesser size workstation files. Uncompressed pictures can be enormous information files. By stocking the pictorial information in the JPEG arrangement it is probable to diminish the extent of information file. Here are two key features of JPEG that needs to be measured before storing a file using the arrangement. Both narrate to the "lossy" character of JPEG it really modify the picture and eliminates a quantity of the unique picture information. How this influence the picture is prohibited by two chief features: the picture type and compactness/compression amount. JPEG images has high quality and used for compression process. It supports to lossy compression. The pixels resolution of JPEG images very high and clear to visual due to JPEG compression its pixels resolution destroy and harsh to visible and does't support clearly to logo based images.

2.2 JPEG2000

The major dissimilarity between JPEG2000 and JPEG is in the use of Discrete Wavelet Transform instead of Discrete Cosine Transform. The JPEG2000 forms generally of the subsequent steps. The all three RGB layers of the novel color picture are transformed to $YCbCr$. Then each layers of $YCbCr$ is divided into minor non overlapping chunks, known as strips. All processes, like Discrete Wavelet Transform

www.ijaems.com

(DWT), quantization and entropy encoding are completed separately on every strip. The strip may be as huge as the whole picture dimension or lesser separations. The Discrete Wavelet Transform is processed by sorting every line and piece of the picture strip with a elevated pass and low pass filter. Daubechies filters and normally DB9/DB7 is used while applying wavelet transform. The yield from every filter is further down sampled by 2 so that the sample rate stays steady. As a consequence of application of DWT, the strip is separated into four sub teams LL, HL, LH, and HH that holds coefficients with completely different straight and perpendicular spacial frequency characteristics. JPEG 2000 offers each lossless and lossy compression within the matching file flow, whereas JPEG typically solely uses lossy compactness/compression. JPEG will contain a lossless compactness/compression locomotive; however it's broken free the lossy engine, and isn't used fairly often. Thus, once prime superiority could be a concern, JPEG 2000 proves to be a far higher compression tool. JPEG 2000 guarantees the next quality final image, even once victimization lossy compression. Since the JPEG 2000 format includes abundant richer content than existing JPEG files, rock bottom line result is that the ability to deliver abundant smaller files that also contains a similar level of detail because the larger original JPEG files. 256 channels of data can be handled by the JPEG 2000 files in comparison to the JPEG standard, which, by motive of ordinary accomplishment, is restricted to only red, green, and blue channels data. The Joint Photographic Experts Group 2000 (JPEG 2000) customary, completed in 2001, describes a new picture coding method using high-tech compactness/compression scheme based on wavelet skill. Its structural design is functional for a lot of varied functions, together with Internet picture sharing, defense organizations, digital cinematography, and therapeutic imaging. JPEG 2000 is its skill to show pictures at unusual declarations and dimensions from the similar picture file. With JPEG, a picture file was merely talented to be shown a sole method, with a convinced decision. As JPEG 2000 is supported on wavelets, the wavelet flow can be only incompletely decompressed if the consumer merely desires a small decree picture, whilst the complete decree picture can be examined if this is need.

III. DATA HIDING USING STEGANOGRAPHY

Steganography is that the ability of concealment covert communication within the mass medium with the intend of no one will presume the existence of the message. Associate in Nursing everyday methodology for implanting a knowledge (payload) within the media lacking any sensory activity deformation within the media is to control the

smallest amount vital little bit of the image pixels and for that reason represented as least vital bit (LSB) steganography. In JPEG pictures, covert knowledge bits square measure hid into the Least Significant Bit (LSB) of smoothed quantal DCT coefficients; apart from coefficients values (-1, 0 or 1). The necessities for the judgment of coefficients think about keeping far from possible ambiguity within the secret knowledge unraveling practice. For design, if the covert knowledge bit is zero and DCT constant price is one, therefore constant price are going to be modified to zero. Meanwhile, dissimilar coefficients with the initial esteem zero do not have any anonymous info constituted in them. during this manner, numerous coefficients don't seem to be used for implanting. Compactness/compression exploitation steganography ought to accomplish constraints i.e. data size, robustness, and physical property. The hide bits square measure in cognizable, if an individual with average vision ineffectual to spot media that embrace hid knowledge from the persons that do not have. Added, data capacity refers to the entire bits obscured in media, whereas satisfying the physical property limitation. The constituted knowledge is powerful on the off probability that it may be recognized once non intentional adjustment, as an example, lossy compression. The final necessity to that deliberation should be paid within the wake of implanting method is file size and this necessity isn't monumental in typical steganography reason, but once compactness/compression the file size ought to be compressed. Knowledge concealment methods have in used vital function with the quick climb of rigorous relocate of transmission covert and content messages. Steganography is that the skill of concealment info in conducts in which forestall discovery. The Steganography used to transport info from one place to different place through public channel in covert manner. Steganography conceals the terribly subsistence of a data so if creative it typically attracts no suspicion the least bit. Steganography means that concealment a covert message (the implanted message) inside a bigger one (base wrap) in such some way that Associate in Nursing spectator cannot notice the attendance of substances of the concealed data. A lot of alternative transporter file arrangements may be used; however digital pictures square measure the foremost well-liked due to their frequency on the net. For concealment secret info in pictures, there exists an oversized type of Steganography methods a number of methods are supplementary composite than rest and all contain own muscular and scrawny points. Dissimilar functions have different needs of the Steganography method used. Various techniques of hiding data using steganography are:

- LSB (Least Significant Bits)

- DCT (Discrete cosine Transform)
- DWT (Discrete wavelet transform)

3.1 LSB (Least Significant Bit) Technique

The most popular technique in steganography is LSB. It is utilized to conceal the covert data bits in both grey scale and colored images based on its binary coding. LSB algorithm is used to hide the secret message by replacing the right-most two LSBs of the pixels. LSB makes the change in the brightness of the image and it is easy for the intruders to attack on the image. The thought of Least Significant Bit implanting is easy. It develops the reality that the height of accuracy in a lot of picture patterns is extreme better than that perceivable by normal individual visualization. Consequently, a tainted picture with small disparity in its shades will be impossible to differentiate from the actual by an individual, immediately by looking at it. LSB method can be 1bit or 2 bit. Figure 1 represents 2 bit LSB.

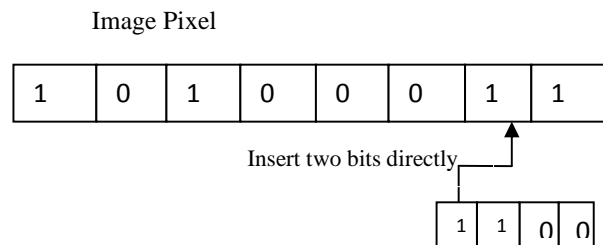


Fig.1:Explanation of LSB Technique

IV. PROPOSED METHODOLOGY

Steganography based compression techniques must convince imperceptibility, data capacity, and file amount needs. The implanted statistics is imperceptible if a person subject with usual visualization is not capable to differentiate medium that hold secreted statistics from those that do not. The data capacity means the amount of secreted bits simultaneously pleasing the invisibility need. Lastly, the final necessity to which notice have to be compensated post implanting is file size. This need is not important in the common data hiding functions, but for the compactness/compression it has to be condensed. Two processes of compression are presented: one is compression using DCT and steganography, the other is compression using DWT and Steganography. The methodology of implementing both of the algorithms is explained in Fig. 2.

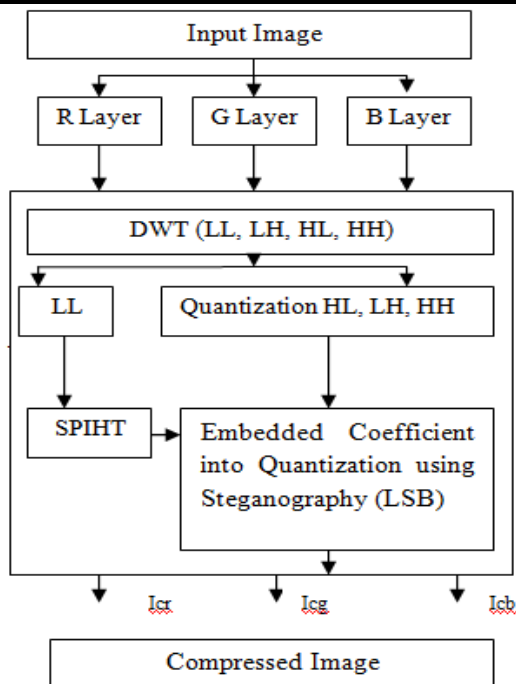


Fig.2:Explanation of Proposed Methodology

Phase1. Initial Processing: In this phase, the input image is loaded of jpeg format and then decomposes it into RGB layers. RGB layers means to an organization for in place of the shades to be utilized on a PC screen. All these three colors (RGB) can be joined in a variety of magnitudes to gain one shade in the observable spectrum. Heights of Red, Green, and Blue can vary with in 100 percent of complete strength. Every height is symbolized by the choice of decimal numerals ranging from 0 to 255 (every color contains 256 heights), corresponding to the variety of binary numerals from 00000000 to 11111111, or hexadecimal numerals 00 to FF. The entire count of obtainable colors is 256 x 256 x 256, or 16,777,216 probable shades.

Phase2. DWT Implementation: In this phase, DWT is concerned on input picture and the selected picture is divided into four blocks i.e. LL, LH, HL, HH and obtained manipulated coefficients Discrete Wavelet Transform, the key in information is overtaken throughout set of mutually high pass and low pass filter in both directions, through columns and rows. The outcomes are then down sampled by 2 in every way as in case of 1 Dimensional Discrete Wavelet Transform (DWT) [6]. Fig. 3 shows, outcome is attained in group of four coefficients LL, HL, LH and HH. The initial alphabet symbolizes the change in line where as the next alphabet symbolizes change in column. The alphabet L in coefficients implies low pass signal and alphabet H implies

high pass signal. LH coefficients are obtained by applying low pass filter in row and a high pass filter along column.

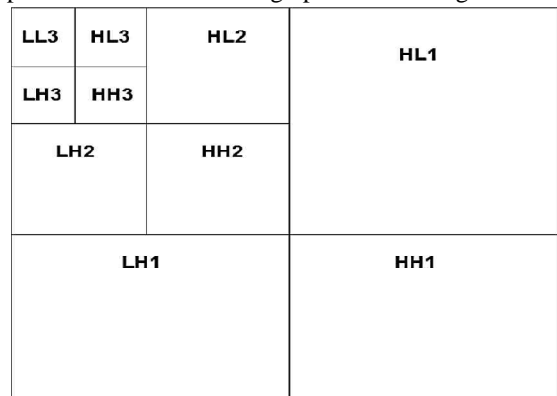


Fig. 3:Discrete Wavelet Transform

Phase 3. Quantization: In Quantization part, the high frequency values that area unit obtained by applying DWT area unit separated from low frequency bands and quantization can convert the getting floating values into number quantization makes the vary of a symbol distinct, so the quanta signal takes on solely a distinct, typically finite, set of values in contrast to sampling (where we saw that underneath appropriate conditions precise reconstruction is possible), quantization is typically irreversible and ends up in loss of data. It therefore introduces distortion into the quantal signal that can't be eliminated. One in all the essential decisions in quantization is that the range of distinct quantization levels to use. The basic trade-off during this selection is that the ensuing signal quality versus the quantity of knowledge required representing every sample. Basically it's an offer a around off price like one.222 into modification one. Quantization suggests that floating price grow to be the integer price.

Phase4. SPIHT: It suggests that SET PARTITION IN HIRARICAL part. This method set the low band values within the variety of binary tree. This method helps to enhance the standard of image and use less memory. The SPIHT technique isn't an easy extension of ancient strategies for compression, and represents a crucial advance within the field. Here, we tend to area unit adding low frequency coefficients and sent it to SPIHT and it represents these values into a hieratical tree. One in all the foremost economical algorithms within the space of compactness/compression is that the group Partitioning in hierarchic Trees (SPIHT). In essence it uses a sub-band technologist; to provide a pyramid arrangement wherever a picture is rotten consecutive by affecting power complementary high pass and low pass filters and so decimating the ensuing pictures. This area unit one-

dimensional filters that are applied in cascade (row then column) to a picture whereby making four-way decomposition: LL (low-pass then another low pass), LH (low pass then high pass), HL (high and low pass) and eventually HH (high pass then another high pass). If we tend to do modification in low filter then it will be simply establish that we tend to area unit victimization high frequency or not.

Phase5. Steganography: In this phase, data hiding is used to embed the data behind any type of media file and here we are using BMP image to embed the coefficients using LSB Technique. In this, the least significant bits are replaced with coefficient values and image is compressed. It hides the data, the unauthorized person cannot access the data so these techniques are used in image compression. Fundamentally, the data implanting procedure in a steganographic organization finds by recognizing a wrap medium's superfluous bits (those that can be modified without destroying that medium's integrity). The implanting procedure generates a stego medium by restoring these superfluous bits with information from the concealed message.

V. CONCLUSIONS

In this study a new Image compression approach for images is prepared based on DWT, steganography, and SPIHT. This technique will enhance the performance of the conventional JPEG and JPEG2000 techniques of compression. Here discussed technique, DWT may offer improved compression ratio with no loss of additional data of image. In wavelet, there is no convincing reason to chunk the image. It facilitates energetic transmission of the image. As outcomes prove that DWT offers added compression in contrast to conventional JPEG compression using DCT. Also DWT give further storage saving and fine quality of regenerated image. It is further appropriate for steady applications as it is having an upright compression ratio together with safeguarding the majority of the information.

REFERENCES

- [1] Muhammad Azhar Iqbal, Dr Muhammad Younus Javed, Usman Qayyum, "Curvelet-based Image Compression with SPIHT", IEEE computer society. International Conference on Convergence Information Technology, 2007.
- [2] M. Ghanbari "Standard Codecs: Image Compression to Advanced Video Coding" Institution Electrical Engineers, ISBN: 0852967101, 2003.
- [3] Chuanwei Sun, Quanbin Li, Jingao Liu "The Study of Digital Image Compression Based on Wavelets", ICALIP2010.
- [4] Kencabeen and Peter Gent, "Image Compression and the Discrete Cosine Transform" Math 45, College of the Redwoods.
- [5] K. R. Rao and P. Yip, *Discrete Cosine Transform: Algorithms, Advantages, Applications*. Boston: Academic Press, 1990.
- [6] Anoop Mathew and Bensiker Raja Singh D, "Image Compression using Lifting based DWT", International Journal of computers, Information Technology and Engineering, Jan-June 2009.
- [7] E. Elharar, Adrian Stern, Ofer Hadar, "A Hybrid Compression Method for Integral Images Using Discrete Wavelet Transform and Discrete Cosine Transform", *Member, IEEE*, and Bahram Javidi, *Fellow, IEEE*.
- [8] Sriram.B, Thiyagarajans.S, "Hybrid Transformation technique for image compression", Journal of theoretical and applied information technology, 31st July 2012 Vol. 41 No.2.
- [9] Campisi, P., Kundur, D., Hatzinakos, D., & Neri, A. (2002). Compressive data hiding: An unconventional approach for improved color image coding. *EURASIP Journal on Applied Signal Processing*, 2002(2), 152–163.
- [10] Chen, B., & Wornell, G. W. (2001). Quantization index modulation: A class of provably good methods for digital watermarking and information embedding. *IEEE Transaction on Information Theory*, 47(4), 1423–1443.
- [11] Christopoulos, C., Skodras, A., & Ebrahimi, T. (2000). The JPEG2000 still image coding system: an overview. *IEEE Transaction on Consumer Electronics*, 46(4).
- [12] De Queiroz, R., Choi, C. K., Huh, Y., & Rao, K. R. (1997). Wavelet transforms in a JPEG-like image coder. *IEEE Transactions on Circuits and Systems for Video Technology*, 7(2), 419–424.
- [13] Gonzalez, R. C., & Woods, R. E. (2008). *Digital image processing*. Prentice Hall. Hore, A., & Ziou, D. (2010). Image quality metric: PSNR vs. SSIM. In 20th International conference on pattern recognition (pp.2366–2369).
- [14] Jafari, R., Ziou, D., & Mammari, A. (2011). Increasing compression of JPEG images using steganography. In *IEEE International Symposium on Robotic and Sensors Environments* (pp. 226–230).
- [15] Solanki, K., Jacobsen, N., Madhoo, U., Manjunath, B. S., & Chandrasekaran, S. (2004). Robust image adaptive data hiding based on erasure and error correction. *IEEE Transaction on Image Processing*, 13(12), 1627–1639.

- [16] Swanson, M., Zhu, B., & Tewfik, A. H. (1997). Image coding by folding. IEEE International Conference on Image Processing 2, 665–668.
- [17] Tseng, H., & Chang, C. (2004). High capacity data hiding in JPEG-compressed images. Informatica, 15(1), 127–142.
- Wallace, G. K. (1992). The JPEG still picture compression standard. IEEE Transaction on Consumer Electronics, 38(1), 18–35.